

Going to the airport

A Guide for Children with Autism



INTRODUCTION

We recognise that airports can be stressful environments. This is especially the case for travellers with Autism.

We want to make sure that all passengers feel as comfortable as possible during their time in the airport. We have created this guide to help you prepare for your journey by introducing you to the sights, sounds and people that you may encounter along the way. You can use this guide to write down some details about yourself, and the things you are excited and worried about.

You can then follow the airport journey to understand each stage of the process.

If you require support during your time at the airport, you must book assistance through your airline or tour operator at least 48 hours before departure.

If you need help while in the airport, an Autism Awareness Lanyard is available to assist with your journey through the airport and can be collected on the day of travel from the Special Assistance desk in the Check-In Hall on production of your boarding pass. If you have any further questions, please contact **autism@bfs.aero**



- 1 ABOUT YOU
- 2 GETTING TO THE AIRPORT
- 3 ARRIVING & CHECKING-IN
- 4 SECURITY
- 5 DEPARTURE LOUNGE & BOARDING
- 6 TAKING OFF
- 7 COMING HOME
- 8 AIRPORT SIGHTS & SOUNDS
- 9 ACTIVITIES

1 ABOUT YOU

NAME _____

I AM TRAVELLING WITH _____


I AM TRAVELLING TO _____

I AM WORRIED ABOUT _____

I AM EXCITED ABOUT _____

2 GETTING TO THE AIRPORT


There are lots of ways you can get to the airport. Which way are you travelling?



BUS



TAXI



CAR

3 ARRIVING & CHECKING-IN



01 Enter airport

02 Check screens

03 Do you need to check in hold luggage?


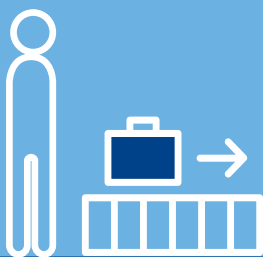


← YES

05 Give your documents to the friendly staff member

04 Queue at your airline's check in desk

NO
↓



06 Lift your bag onto the conveyor belt

07 Your bag will be taken to the aircraft

Get your documents back, then...



Walk to security



4 SECURITY



01 Liquids in clear bag
(up to 100ml)
No sharp objects



02 Scan your
boarding card



03 Queue



06 Electronics
in a tray



05 Possessions in tray
(Remove laptops &
tablets)



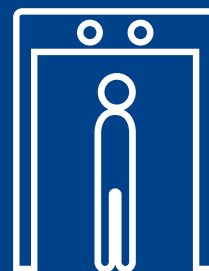
04 Listen to instructions



07 You may be asked
to remove your
shoes



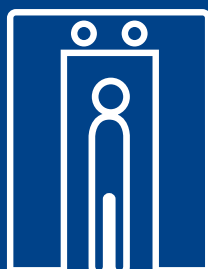
08 Belongings scanned



09 Walk through
arches



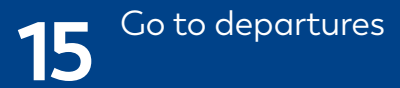
12 May be
searched



11 May be asked to
step into body
scanner



10 May
beep





5 DEPARTURE LOUNGE & BOARDING



01 Through
Duty Free



02 There are
shops



03 There are
restaurants



06 There are
toilets



05 May be
busy



04 May be
noisy



07 Check
screens



08 Go to
gate



09 Sit &
wait



10 Listen for
announcements



14 Board
aircraft



13 May be
steps



12 Give
documents

11 Queue

WHILE WE ARE WAITING, WE ARE GOING TO





6 TAKING OFF



01 Aircraft pushed back



02 Accelerate



03 There will be noise



06 You will be flying



05 You will hear the wheels go up



04 If it is night-time the lights will dim



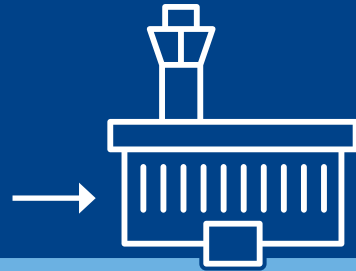
7 COMING HOME



01 Leave aircraft



02 Maybe bus



03 Enter terminal



INTERNATIONAL
← FLIGHT


04 Get passport ready

DOMESTIC FLIGHT
↓



05 Queue

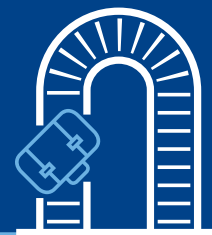
06 Give passport



09 Travel home



08 Exit airport



07 Collect bags



We hope you have found this guide useful and we hope you enjoy your time at Belfast International Airport.

Remember to look out for the Special Assistance team if you need any help during your visit!

We would also love to hear about your visit to the airport. You can tell us about it by emailing us at **feedback@bfs.aero**.

Alternatively Belfast International Airport encourages customers to participate in our Passenger Survey on the quality of assistance provided to passengers with reduced mobility at BIA. You can complete this survey at **bit.ly/CAApassengersurvey**

8 AIRPORT SIGHTS & SOUNDS

The airport is an exciting environment with many sights and sounds.
You can use this section to tick the things which you see and hear on your journey.

WHAT CAN YOU SEE AND HEAR IN THE AIRPORT?



Aircraft



Pilot



Cabin
Crew



Luggage
Trolley



Music



Engine
Noise



Queue



Security
Staff



Baggage
Carousel



Announcement

9 ACTIVITIES

L	A	V	I	R	R	A	Q	W	E	R	T	G	Y	U
L	B	K	J	H	G	F	D	D	S	A	P	A	O	I
X	O	C	V	B	N	M	E	H	G	R	D	T	U	O
I	A	E	C	K	M	P	I	A	S	H	F	E	G	E
T	R	H	G	L	A	W	E	J	R	A	O	R	H	T
N	D	L	N	R	B	T	M	T	E	K	C	I	T	L
T	L	A	T	A	F	E	O	L	R	I	R	G	R	F
A	E	U	N	H	A	L	T	L	B	A	L	R	T	R
U	R	I	D	S	D	I	E	T	I	C	O	M	C	Y
E	M	H	A	R	I	P	P	Y	N	P	U	R	G	T
K	A	I	R	C	R	A	F	T	O	M	N	A	E	H
C	A	S	I	Y	Z	B	B	I	A	K	G	I	R	G
Q	P	K	G	L	F	A	E	A	N	S	E	T	Z	I
T	V	D	T	R	O	L	L	E	Y	A	I	K	A	L
P	A	X	J	G	D	E	V	M	N	I	N	E	H	F

Can you find the words hidden in the grid?

BOARD

TICKET

AIRCRAFT

FLIGHT

DEPARTURE

TROLLEY

GATE

ARRIVAL

LOUNGE

PILOT

